

# **SUSTAINABILITY REPORT**

## **EL TREBOL APARTMENTS**



**2025**

## TABLE OF CONTENTS

- 1 DIAGNOSIS**
  - a. SDG Analysis
  - b. SDG target impact matrices
  
- 2 ACTIONS WITH POSITIVE IMPACTS**
  - a. Actions to inform, raise awareness, and change habits.
  - b. Training actions.
  - c. Technical improvements.
  - d. Legal and administrative improvements.
  - e. Other measures
  
- 3 MEASUREMENTS AND ANALYSIS**
  - a. Environment
    - a.1 Electricity consumption control table.
    - a.2 Electricity consumption control table per guest. (Kwh).
    - a.3 Water consumption control table.
    - a.5 Single-use plastic consumption control table.
    - 2.6 Solid waste emission control table Kg CO<sub>2</sub>e.
  - b. Quality.
  - c. Control of Objectives/Goals 2024 and proposal for the 2025 financial year.
  
- 4 REVIEW OF ACTIONS AND PROPOSALS FOR NEW ACTIONS WITH POSITIVE IMPACTS**
  - a. Environment
  - b. Human Resources (People) and Human Rights
  - c. Community/Society Participation.
  - d. Quality
  - e. Organization Commitments
  
- 5 ACTIVITY REPORT**
  - a. Table of communication with stakeholders
  - b. Information on good practices
  - c. Waste management
  - d. Technological facilities.
  - e. Support for social entities.
  - f. Awards

## 1 DIAGNOSIS

This chapter reviews the work carried out in 2025 by the quality, environment, and sustainability team in terms of positioning the organization within the SDGs and goals with the greatest positive impact and raising awareness of the most significant negative impacts.

### a SDG ANALYSIS

An analysis was carried out of the 17 SDGs and the targets defined for each of them. them was carried out:



From this analysis, the SDGs on which the Organization had an impact were defined, namely:

SDG 5 Gender Equality.

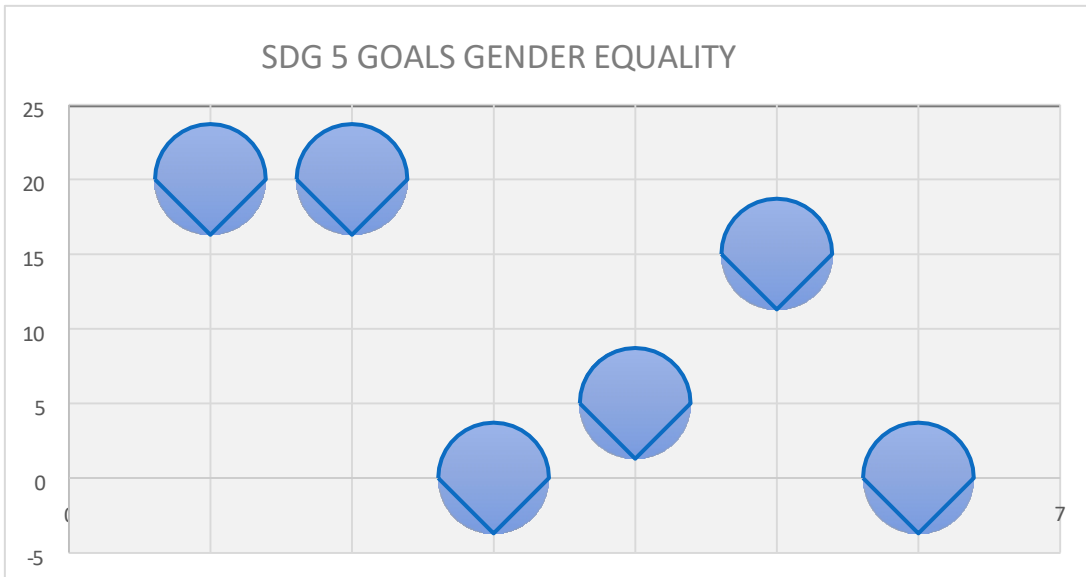
SDG 8 Decent Work and Economic Growth. SDG

12 Responsible Consumption and Production SDG

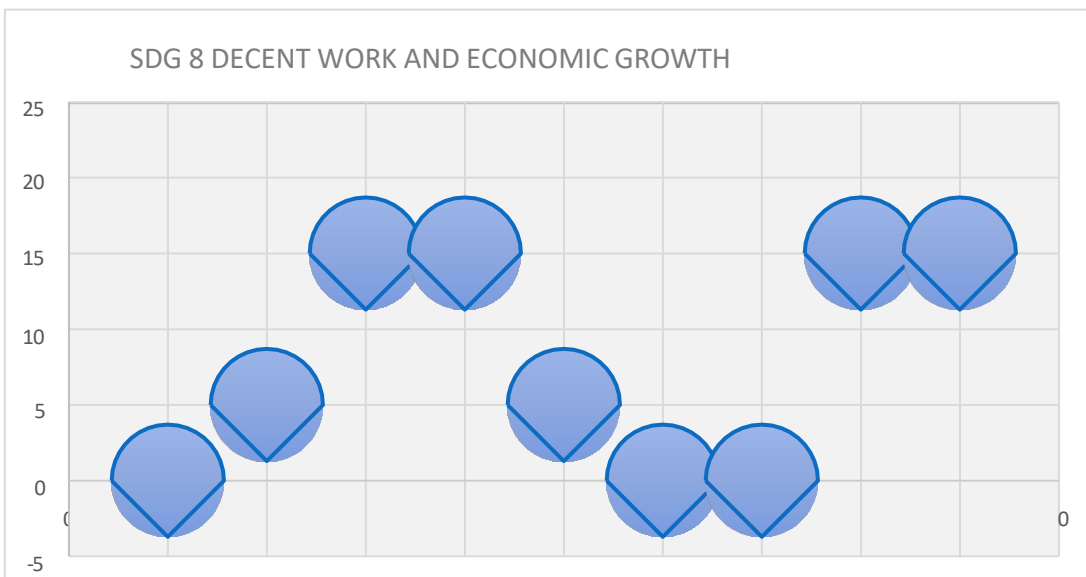
13 Climate Action

**b SDG GOAL IMPACT MATRICES**

SDG 5 Gender equality



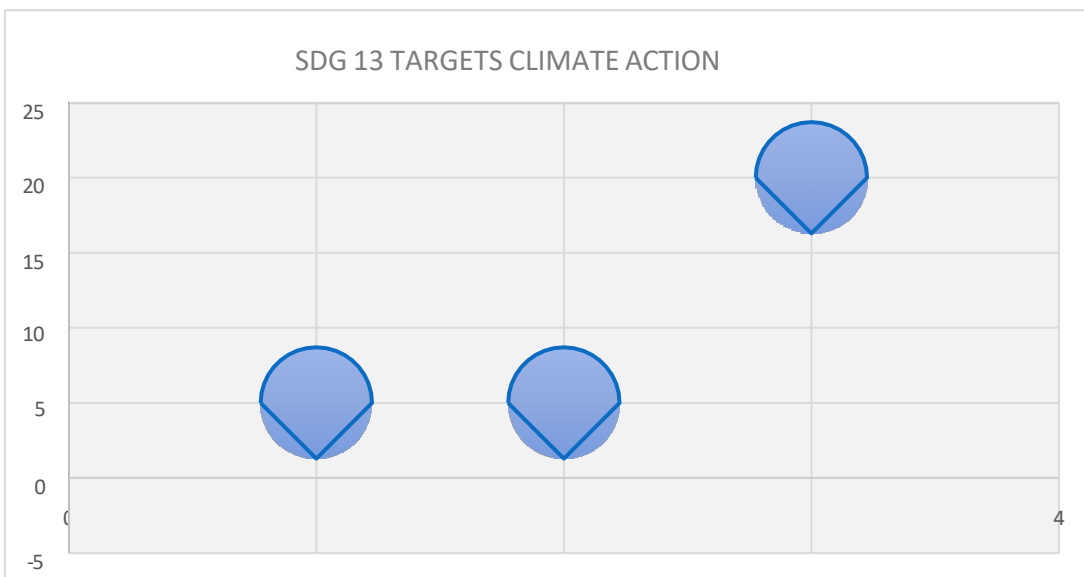
SDG 8 Decent work and economic growth



SDG 12 Responsible consumption and production



### SDG 13 Climate action



As a result of this analysis, the SDG goals with the greatest impact are:

### SDG 5:

5.1 End all forms of discrimination against all women and girls everywhere

5.2 Eliminate all forms of violence against all women and girls in the public and private spheres, including trafficking and sexual and other types of exploitation

5.5 Ensure women's full and effective participation and equal opportunities for leadership at all levels of decision-making in political, economic, and public life

**SDG 8:**

8.3 Promote development-oriented policies that support productive activities, decent job creation, entrepreneurship, creativity, and innovation, and encourage the formalization and growth of micro, small, and medium-sized enterprises, including through access to financial services.

8.4 By 2030, progressively improve global resource efficiency in production and consumption and strive to decouple economic growth from environmental degradation, in accordance with the 10-year framework of programmes on sustainable consumption and production patterns, starting with developed countries.

8.8 Protect labor rights and promote safe and secure working environments for all workers, including migrant workers, in particular women migrants and those in precarious employment.

8.9 By 2030, develop and implement policies to promote sustainable tourism that creates jobs and promotes local culture and products.

**SDG 12:**

12.3 By 2030, halve per capita global food waste at the retail and consumer levels and reduce food losses along production and supply chains, including post-harvest losses.

12.4 By 2030, achieve the environmentally sound management of chemicals and all wastes throughout their life cycle, in accordance with agreed international frameworks, and significantly reduce their release to air, water, and soil in order to minimize their adverse impacts on human health and the environment.

**SDG 13:**

13.3 Improve education, awareness-raising and human and institutional capacity on climate change mitigation, adaptation, impact reduction and early warning.

## **2 ACTIONS WITH POSITIVE IMPACTS:**

In order to incorporate positive impacts that reduce the gap in the fulfillment of each of the SDGs, different actions of different natures were defined:

Actions to provide information, raise awareness, and change habits.

Training actions.

Technical improvements.

Legal and administrative improvements.

Other actions

### **a Information, awareness-raising, and habit-changing actions:**

Good environmental practices for internal use. Dossier on good environmental practices for employees. Reduction of energy consumption, reduction of waste, etc.

Good environmental practices for guests. Dossier on good environmental practices available to each guest. Responsible energy consumption. Responsible water consumption.

Good practices in laundry. Correct use of energy and reduction of polluting waste.

### **b Training activities.**

CSR, Equality, and Environmental Protection Training

Regular maintenance and training for the team at the start of each season on efficient energy use, equality, child protection, etc.

### **c Technical improvements**

Efficient filters and water taps in most bathrooms Water is heated by solar collectors.

Energy-saving light bulbs in all public areas and most rooms (LED bulbs)

Our gardens are watered in the late afternoon to avoid wasting water.

All new equipment purchases are verified to be energy efficient.

Switches to turn off the lights when guests leave the room.

Investment in renewable energy systems.

Used fats and oils are collected by a recycling company. Recycling bins for batteries, plastic, glass, and paper.

We make efforts to limit the use of disposable products. Reuse of paper for internal use.

Bulk orders wherever possible.

We choose returnable bottles filled with water filters and bags in the box for most beverages.

We apply environmental criteria when purchasing cleaning products. The use of chemicals is limited and only where necessary.

Use of local plants in the garden that require less water and are more resistant to the local climate.

We minimize the use of chemicals in cleaning.

Daily monitoring of swimming pools to use the minimum amount of chemicals and other substances.

Air conditioning: limited hours in the apartments from 9 a.m. to 1 a.m.; limited hours in the buffet from 8 a.m. to 10 a.m./12 p.m. to 3:30 p.m./5:30 p.m. to 9 p.m.; limited hours in the piano bar from 6 p.m. to 11:30 p.m.

Geothermal air conditioning: seawater is collected to produce both cold water for air conditioning in the apartments, restaurant, and piano bar, and hot water for domestic hot water and pool heating.

New photovoltaic installation: new photovoltaic installation for electricity generation with a photovoltaic self-consumption system of 149.52 Kwp, which generates approximately 15% of the energy required. New installation in 2026 with an additional 15 kW.

**d Legal and administrative improvements.**

Compliance with Occupational Risk Prevention Law Equality

Plan

Review of polluting products in order to choose others with less impact.

**e Other measures:**

Support for social entities

**3 MEASUREMENT AND ANALYSIS:**

**a Environment**

**a.1 Electricity consumption control table.**

Energy consumption	Total kWh	Average kWh per guest night guest	Total Kg CO <sub>2</sub> e	Average Kg CO <sub>2</sub> e per night per guest
From 01/01/2025 to 12/31/2025	1,311,066.81 kWh	9.94 kWh	1,560,816.03 kg CO <sub>2</sub> e	11.83 kg CO <sub>2</sub> e
From 01/01/2024 to 12/31/2024	1,736,059.48 kWh	9.20 kWh	1,941,050.32 kg CO <sub>2</sub> e	10.27 kg CO <sub>2</sub> e

Energy consumption analysis:

Total energy consumption has decreased thanks to the hotel's ongoing efforts to raise awareness among staff and guests. This is also due to a purchasing policy that favors the most energy-efficient electrical appliances. Another reason is the full operation of the entire solar field. Although it is true that the average Kwh consumption per night and guest has increased, this is due to the closure of the hotel for flooding and renovations, where electricity consumption is not counted per stay.

**a.3 Water consumption control table.**

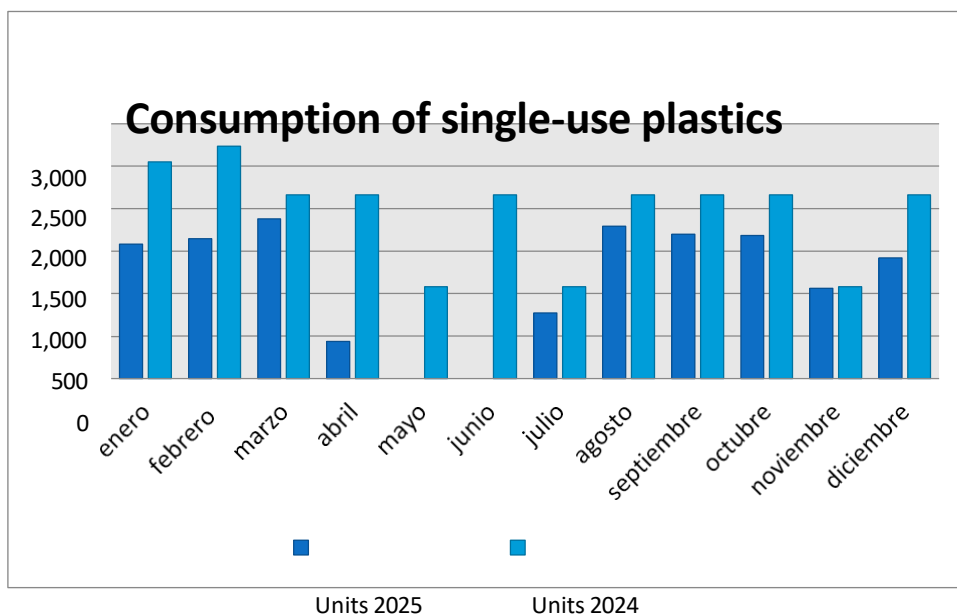
Water consumption	Total m3	Average m3 per night per guest	Total kg CO <sub>2</sub> e	Average kg CO <sub>2</sub> e per night per guest
From 01/01/2025 to 12/31/2025	35,797 m3	0.27 m3	1,404.92 kg CO <sub>2</sub> e	0.01 kg CO <sub>2</sub> e
From 01/01/2024 to 12/31/2024	42,255 m3	0.22 m3	469.20 kg CO <sub>2</sub> e	0.002 kg CO <sub>2</sub> e

Analysis of water consumption per room:

Thanks to the measures adopted to control water consumption from local suppliers, we are pleased to report that, as of December 31, 2025, we have achieved an average reduction of 15% compared to previous figures. Measures such as constant awareness-raising among employees and guests by the hotel, an increase in water produced through osmosis, and preventive maintenance of taps with flow restrictors. However, it is true that the average consumption of m3 per night and guest has increased due to the closure of the hotel due to flooding, which required the use of a considerable amount of water for cleaning tasks and to refill the swimming pools.

a.5 Table for monitoring the consumption of single-use plastics.

Month	Units 2025	Units 2024
January	1,582	2,550
February	1,644	2,734
March	1,878	2,160
April	435	2,160
May	0	1,080
June	0	2,160
July	770	1,080
August	1,791	2,160
September	1,698	2,160
October	1,685	2,160
November	1,062	1,080
December	1,418	2,160
<b>Total average</b>	<b>13,963</b>	<b>23,644</b>



a.6 Solid waste emission control table Kg CO<sub>2</sub>e.

Solid waste disposal control table	Total kg	Average kg per guest night	Total kg CO <sub>2</sub> e	Average kg CO <sub>2</sub> e per guest night guest
From 01/01/2025 to 12/31/2025	Landfill	Landfill	Landfill	Landfill
	18,758 kg	0.14 kg	9,840.65 kg CO <sub>2</sub> e	0.07 kg CO <sub>2</sub> e
	Incineration	Incineration	Incineration	Incineration
	0 kg	0 kg	0 kg CO <sub>2</sub> e	0 kg CO <sub>2</sub> e
	Recycling	Recycling	Recycling	Recycling
	24,516 kg	0.18 kg	601.96 kg CO <sub>2</sub> e	0.004 kg CO <sub>2</sub> e
	Compost/Anaerobic	Compost/Anaerobic	Compost/Anaerobic	Compost/Anaerobic
	739 kg	0.005 kg	6.61 kg CO <sub>2</sub> e	0 kg CO <sub>2</sub> e
	<b>Total</b>	<b>Total</b>	<b>Total</b>	<b>Total</b>
<b>44,013 kg</b>	<b>0.325 kg</b>	<b>10,449.22 kg CO<sub>2</sub> e</b>	<b>0.074 kg CO<sub>2</sub> e</b>	
From 01/01/2024 to 12/31/2024	Landfill	Landfill	Landfill	Landfill
	18,568 kg	0.22 kg	12,807.12 kg CO <sub>2</sub> e	0.13 kg CO <sub>2</sub> e
	Incineration	Incineration	Incineration	Incineration
	0 kg	0 kg	0 kg CO <sub>2</sub> e	0 kg CO <sub>2</sub> e
	Recycling	Recycling	Recycling	Recycling
	44,937 kg	0.14 kg	924.85 kg CO <sub>2</sub> e	0 kg CO <sub>2</sub> and
	Compost/Anaerobic	Compost/Anaerobic	Compost/Anaerobic	Compost/Anaerobic
	1055 kg	0 kg	0 kg CO <sub>2</sub> e	0 kg CO <sub>2</sub> e
	<b>Total</b>	<b>Total</b>	<b>Total</b>	<b>Total</b>
<b>64,560 kg</b>	<b>0.36 kg</b>	<b>13,735.98 kg CO<sub>2</sub> e</b>	<b>0.13 kg CO<sub>2</sub> e</b>	

In terms of landfill emissions of kg CO<sub>2</sub>, the hotel has managed to reduce the figure from the beginning of the year by 57% by the end of 2024.

b Quality

Data table

Puntuaciones Año 2025								
Responses (Accommodation Overall)	Accommodation Overall	Responses (Accuracy of acc description)	Accuracy of acc description	Responses (Condition of the overall accommodation)	Condition of the overall accommodation	Responses (Acco cleanliness)	Acco cleanliness	Responses (Food and Drinks)
1,792	88%	1,744	92%	598	89%	1,766	88%	1,757
Food and drinks	Responses (Hotel staff service)	Hotel staff service	Response (Child friendliness)	Child friendliness	Responses (Activities and entertainment programme)	Activities and entertainment programme	Responses (Rep service at your accommodation)	Rep service at your accommodation
83%	1,719	91%	376	88%	522	62%	1,2	88%

Analysis:

The Organization obtains remarkable scores in many of the items analyzed (above 82%) and is in a remarkable position in comparisons with other similar organizations.

Only one value is below 82%. This is the case of the 62% for Activities and Entertainment program.

Comparison with similar organizations

Hotel Concept	Responses (Accommodation Overall)	Accommodation Overall	Responses (Accuracy of acc description)	Accuracy of acc description	Responses (Condition of the overall accommodation)	Condition of the overall accommodation	Responses (Acco cleanliness)	Acco cleanliness	Responses (Food and Drinks)
TUI SUNE0 Faliraki	328	63%	312	66%	33	76%	324	70%	325
TUI SUNE0 Tamaimo Tropical	3,015	74%	2,914	79%	703	76%	2,946	80%	2,81
TUI SUNE0 Kinderresort Usedom	89	83%	85	85%	21	76%	89	83%	87
TUI SUNE0 Kenzi Europa	1,69	86%	1,626	86%	450	90%	1,652	93%	1,655
TUI SUNE0 El Trebol	1,792	88%	1,744	92%	598	89%	1,766	88%	1,757
TUI SUNE0 Green Garden	774	88%	734	92%	155	77%	758	90%	751
TUI SUNE0 Estival	937	89%	914	89%	189	91%	928	88%	925
TUI SUNE0 Haiti	1,079	90%	1,042	92%	196	83%	1,064	93%	1,061
TUI SUNE0 Ficus	1,937	92%	1,88	93%	451	92%	1,897	94%	1,9
Hotel Concept	Food and drinks	Responses (Hotel staff service)	Hotel staff service	Response (Child friendliness)	Child friendliness	Responses (Activities and entertainment programme)	Activities and entertainment programme	Responses (Rep service at your accommodation)	Rep service at your accommodation
TUI SUNE0 El Trebol	83%	1,719	91%	376	88%	522	62%	1,2	88%
TUI SUNE0 Estival	82%	892	89%	434	92%	175	62%	553	86%
TUI SUNE0 Faliraki	64%	317	77%	73	67%	28	54%	162	77%
TUI SUNE0 Ficus	85%	1,858	94%	5	71%	409	72%	1,208	87%
TUI SUNE0 Green Garden	87%	726	95%	509	97%	121	87%	376	93%
TUI SUNE0 Haiti	89%	1,036	95%	179	88%	179	73%	679	91%
TUI SUNE0 Kenzi Europa	74%	1,617	91%	371	85%	405	75%	1,181	79%
TUI SUNE0 Kinderresort Usedom	93%	86	97%	84	98%	21	81%	-	-
TUI SUNE0 Tamaimo Tropical	67%	2,898	81%	807	79%	622	63%	1,868	78%

Analysis:

The Organization has worked hard on the areas that received the lowest scores in the previous year, largely reversing the results obtained.

c Control of Objectives/Goals 2025 and proposal for the 2026 financial year

<b>OBJECTIVE</b>	<b>2025 Objective</b>	<b>2025 Result</b>	<b>2026 Objective</b>
Reduction in electricity consumption	5.0	25	5
Reduction in electricity consumption per guest	3	9.94 kWh (8% increase)	3%
Water consumption per stay m3	0.2	0.27 (22% increase)	0.2
Osmosis water consumption/total	85	74	85
Monthly average consumption of single-use plastics	1500	1163	1500
Monthly average landfill emissions	1500	820	1000

Analysis:

The proposed objectives have been partially met and are difficult to measure due to the closure of the complex due to flooding, which left the drinking water plant inoperative, and subsequent renovations that involved water and electricity consumption without guests.

Targets are incorporated into all indicators for the 2026 financial year. In addition, thanks to the maturity of the system, indicators and objectives/targets have been incorporated.

#### 4 REVIEW OF ACTIONS AND PROPOSALS FOR NEW ACTIONS WITH POSITIVE IMPACTS

Once the evolution of the first financial year has been analyzed, applying measures that have a positive impact on the different areas of sustainability, the environment, human resources and human rights, community/society participation, and quality, actions are established to support efforts to improve the impact in the different areas, as well as recommendations to evaluate their implementation in the long term.

##### a Environmental Actions.

Defined action	Explanation	SDG/GOAL link
Training and information on good environmental practices for workers	Incorporation of best practices into existing improvements and reminder of these	8.4/12.3/12.4/13.3
Actions with a positive environmental impact, such as beach clean-ups, planting in gardens, etc., for both staff and guests		8.4/12.3/12.4/13.3
Creation of a dossier of good environmental practices for guests		8.4/12.3/12.4/13.3

##### Recommendations:

Incorporation of measurements and ratios into the consumption scorecard, such as consumption per guest, kg of laundry washed per guest, waste collected per type, kg of garbage collected, etc.

Incorporation of technological improvements that have a lower impact.

b Human Resources (People) and Human Rights.

Defined action	Explanation	SDG/GOAL link
Training and Information on Equality	Regulations, harassment protocol, code of ethics, interpersonal conflict protocol etc	5.1/5.5/8.9
Incorporation of a catalog of social benefits	Definition of "improved conditions" in services and products for workers	5.1/5.5/8.9
Incorporation and compliance with the actions of the equality plan equality plan		5.1/5.5/8.9
Incorporation of blind CVs		5.1/5.5/8.9

Recommendations:

Incorporation of measurements and ratios into the performance scorecard in this area, such as training completed on equality, number of social benefits received, etc.

Incorporation of performance-related pay. Establish a career development protocol.

Systematic incorporation of people with disabilities.

Adaptation of the language used in documentation to inclusive language.

c Citizen participation/Society.

Defined action	Explanation	SDG/GOAL link
Encourage the participation of workers and guests in social organizations		8.9
Prioritization of consumption of local products and local suppliers		8.9

Recommendations:

Support for inclusive sports teams, specially protected groups, women, etc.

Incorporation of measurements and ratios into the performance scorecard in this area, such as contributions to social organizations, etc.

d Quality.

Defined action	Explanation	SDG/GOAL link
Systematize the collection of customer perceptions	Incorporate a satisfaction survey	

Recommendations:

Incorporation of measurements and ratios into the performance scorecard in this area, such as overall satisfaction, etc.

E Organization commitments.

**Reduce energy and water consumption and waste.** Establish indicators with objectives/targets to be achieved through the activities set out in these sections. (Activities in points 2.a, 2.b, and 2.c, Information, Training, and Technological Improvements)

**Protect biodiversity** by reducing pollution through activities established to reduce impacts on consumption and waste generation. (Activities in points 2.a, 2.b, and 2.c, Information, Training, and Technological Improvements)

**Protect human rights,** children's rights, equality, and the Organization's Social Responsibility. An Equality Plan has been implemented, registered with the competent Public Entity, which is mandatory, along with other actions defined above. (Activities in point 2.b, Training and support for Social Entities)

**Support the well-being of children.** We do not tolerate any form of child exploitation or abuse. Information is provided to guests and employees on how to act if they are concerned about the well-being of a child.

**We encourage our valued guests, employees, and visitors to support us by following the reminders we have distributed throughout the hotel about saving water and energy, as well as minimizing waste.**

## 5 REVIEW OF ACTIONS AND PROPOSALS FOR NEW ACTIONS WITH POSITIVE IMPACTS

### a Stakeholder Communication Table

STAKEHOLDER	TYPE OF COMMUNICATION	RESPONSIBLE	PERIODICITY
CUSTOMERS	ENVIRONMENTAL ENVIRONMENTAL IMPACTS AND REDUCTION CONSUMPTION	Reception Department	Upon arrival of each guest
CUSTOMERS	SUSTAINABILITY REPORT	Reception Department	Continuous (Available at Reception)
CUSTOMERS	SUSTAINABILITY SUSTAINABILITY	ADDRESS	Continuous (Web)
PEOPLE	INFORMATION ON ENVIRONMENTAL IMPACTS AND REDUCTION CONSUMPTION	ADDRESS	Continuous (Internal Internal Communication Board)
PEOPLE	SUSTAINABILITY SUSTAINABILITY	CONTINUO	Continuous (Web)
PEOPLE	SUSTAINABILITY SUSTAINABILITY	ADDRESS	Continuo (Internal Bulletin Board Internal Communication)
PEOPLE	TRAINING SUSTAINABILITY AND CSR	MANAGEMENT	Annual (Training Plan)
SUPPLIERS/PARTNERS	SUSTAINABILITY SUSTAINABILITY	ADDRESS	Continuous (Website)
SOCIETY	SUSTAINABILITY SUSTAINABILITY	ADDRESS	Continuous (Web)

## El Trebol Information

### Maid Service

- Rooms are cleaned 5 days per week (every days except Wednesdays and Saturdays)
- Your towels will be changed every 3<sup>rd</sup> day
- Your bedding will be changed once a week

(Your TUI rep or reception will assist with any of your additional needs).

### Wi-Fi

Here at the Sunclub EI TREBOL we grant our customers with free wi-fi at the reception and around the open areas of the resort.

Network: Apartamentos Trebol  
PASSWORD: trebol2018

### The Restaurant

We offer an international style buffet to cater for our guests from all nations. We have a range of different theme nights every day of the week (\*):

Monday: Mexican  
Tuesday: Moroccan  
Wednesday: Canarian  
Thursday: Italian  
Friday: Chinese  
Saturday: International  
Sunday: Sunday Roast

(\* Subject to change

### Equipment Hire

Kettle: 5€\*  
TV control: 10€\*

\*For these items it is a returnable deposit at the end of your stay

Iron with ironing board: 7€ 1day, 15€ 3days or 20€ 1 week

Push chair: 7€ p/d or 20€ p/w  
Baby bath: 10€ p/w

We also have sports equipment for hire for a 5€ returnable deposit: table tennis, tennis, french bowles, football and mini golf.

If you require a wheelchair or any other mobility items please see your TUI rep or reception who will organize this for you.

### Hotel Check-Out

Our standard check out time is 12pm

If you have pre-booked a late checkout your checkout will be at 6pm

Unfortunately we cannot offer any more late checkouts here in resort.

We can offer a courtesy room for 30min per apartment on the day of your departure. Please organize this 1 day before your departure.

Your all inclusive wristbands allow you to use all facilities until your pickup time.

- "( Recommended actions to our guests during their stay in Apartamentos HSA THE TREBOL:
- Respect our towel reuse program in order to save water, energy and chemical products.
  - Do not leave lights, electrical/electronic devices on when they are not in use/required.
  - Keep all doors and windows closed when the air conditioning is on.
  - Use the recycling containers which can be found in the "clean points" in Aptos. HSA THE TREBOL. These containers are available for paper, plastic, glass and cans.



Para cumplir con nuestros objetivos de ofrecer menús cada vez más saludables a nuestros clientes, hemos emprendido las siguientes acciones:

- Reducción de la adición de sal en un 35%
- Eliminación de la utilización del aceite de palma
- Reducción del uso de glutamato en un 70%
- Aumento significativo del cocinado en horno, en detrimento del uso de freidoras con aceite
- Aumento de la oferta en verdura fresca y fruta
- Aumento de la cantidad de verduras utilizadas en los platos
- Sopa o crema elaborada cada día con vegetales

Tanto en el buffet como en el bar piscina se ha dispuesto cartelería sugiriendo combinaciones saludables.



“Healthy menus”



“Good energy saving practices for guests”



“Good water saving practices for individuals”



“Good energy saving practices for individuals”



“Good water saving practices for individuals”

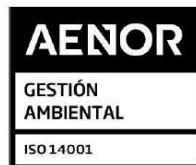
b Waste management



**AENOR**  
Confía



## Certificado del Sistema de Gestión Ambiental



GA-2006/0180

AENOR certifica que la organización

**MARTÍNEZ CANO CANARIAS, S.A.**

dispone de un sistema de gestión ambiental conforme con la Norma ISO 14001:2015

para las actividades: Recogida, transporte, clasificación, trituración, compactación y almacenamiento de papel, cartón, plástico, envases de plástico, envases mezclados, residuos de plástico (excepto embalajes) y textil, recogida selectiva y transporte de RSU y asimilables a urbanos y recogida, transporte y entrega de subproductos SANDACH, con el código de gestor GRNP-016-IC.  
La recogida y transporte de residuos MARPOL del Anexo V.

que se realiza/n en: AUTOPISTA LAS PALMAS GANDO KM. 17, P. I. EL GORO S.U.S.O SILVA 10.A PARCELAS 5 Y 6, CALLES 1 Y 7. 35200 - TELDE (LAS PALMAS)  
PI VALLE DE GUIMAR MANZANA XIII, PARCELA 5A-5B, 19A-19B. 38509 - CANDELARIA (S.C. DE TENERIFE)

Fecha de primera emisión: 2006-05-31  
Fecha de última emisión: 2021-05-31  
Fecha de expiración: 2024-05-31



AENOR INTERNACIONAL S.A.U.  
Génova, 6. 28004 Madrid. España  
Tel. 91 432 60 00. - [www.aenor.com](http://www.aenor.com)



Rafael GARCÍA MEIRO  
Director General



“Environmental management system of the main waste collection partner”

c Technological facilities.

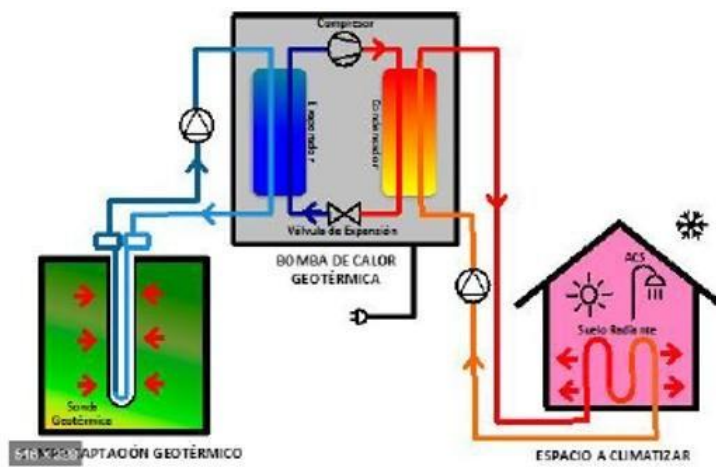


Ilustración 5 - Bomba de calor geotérmica en régimen de calefacción [5]

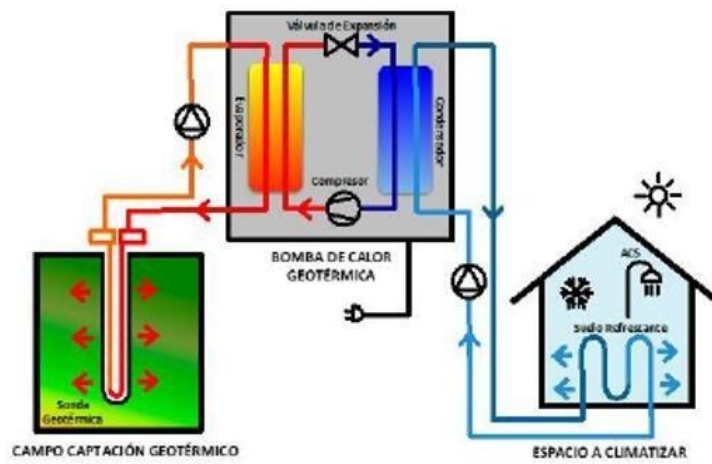



Ilustración 6 - Bomba de calor geotérmica en régimen de refrigeración [5]

“Geothermal system”



“Solar energy system”

d Support for social organizations.



CIF: G35501956  
C/ Escotilla 27  
35500 Arrecife, Lanzarote  
Tel. 699341784  
acogida\_calorycafe@hotmail.com

Dña. Ana M<sup>a</sup> Rodríguez Arango, 71.846.800K, Presidenta de la Asociación Acogida y Prevención de Riesgo "CALOR Y CAFÉ", G35501956, C/ Escotilla nº 27 en Arrecife de Lanzarote y con NCI: G1/51/5532-97/L

**CERTIFICA:**

Que el 11.11.2025 Apartamentos El Trebol, Corporinmobil, S.L., con CIF B79427613, ha colaborado con la Asociación Acogida y Prevención de Riesgos CALOR y CAFÉ, mediante la donación de mantas usadas pero en buen estado, con destino a los fines sociales llevados a cabo por dicha asociación.

Que la Asociación Acogida y Prevención de Riesgos CALOR y CAFÉ se encuentra inscrita en el Registro de Asoc. Canarias con NCI G1/51/5532-97/L.

Y para que así conste y sirva de justificante a los efectos correspondientes, expido el presente en Arrecife de Lanzarote a 11 de noviembre de 2025.

**La Presidenta**

71846800K  
ANA MARIA  
RODRIGUEZ  
(R:  
G35501956)

Firmado  
digitalmente por  
71846800K ANA  
MARIA RODRIGUEZ  
(R: G35501956)  
Fecha: 2024.06.16  
21:08:55 +01'00'

Fdo: Ana M<sup>a</sup> Rodríguez Arango

"Letter of thanks from social organization"



Tahiche, a 15 de Septiembre 2025

Para: Administración  
Aptos. El Trebol  
Aptos. Ficus

De: Asociación Protectora de Animales y Plantas Sara  
C.I.F.: G-35.223.833  
Ctra. Tahiche a San Bartolomé s/n  
C.P. 35.509 Tahiche

**RECIBO POR DONATIVO A LA PROTECTORA DE ANIMALES Y PLANTAS SARA**

El colaborador arriba citado ha entregado como donativo el presente año 2025,  
mantas y toallas a la Asociación Protectora de Animales y Plantas Sara.

Gracias por su colaboración y nos gustaría continuar con su apoyo en el futuro.

Saludos cordiales  
Junta Directiva de Sara

Y para que así conste a los efectos oportunos, entrego la presente certificación como  
justificante del donativo.

"Letter of thanks from social organization"



“Gold Travelife Recognition”

This report was prepared in Lanzarote on February 20, 2026 by:


Quality, Environment, and Sustainability Team, El Trebol Apartments Organization, composed of:

Alejandro González Piedras, Director

Manuel Caamaño León, Head of Administration

Nayra Cruz Suárez, Administration

External consultant support Vicente de Diego Pérez, EFQM Lead Manager, ISO9001 and ISO14001 auditor, GRI report evaluator, expert in process management and business strategy.



Firmado:

Alejandro Gonzalez Piedras  
Director

**CORPORINMOBIL, S.L.**  
Aptos. TREBOL  
NIF: B-79427613  
35509 - COSTA TEGUISE