

SUSTAINABILITY REPORT

APARTAMENTOS EL TREBOL



2023

INDEX

1 DIAGNOSIS

- a. SDG analysis
- b. SDG goal impact matrices

2 ACTIONS WITH POSITIVE IMPACTS

- a. Information, awareness and habit change actions.
- b. Training actions.
- c. Technical improvements.
- d. Legal and administrative improvements.
- e. Other measures

3 MEASUREMENTS AND ANALYSIS

- a. Environment
 - a.1 Energy consumption control table.
 - a.2 Electricity consumption control table per guest. (Kwh).
 - a.3 Water consumption control table.
 - a.4 Water consumption control table generated by osmosis over the total.
 - a.5 Single-use plastic consumption control table.
 - 2.6 Landfill Emission Control Table Kg CO₂e.
- b. Quality.
- c. Control of Objectives/Goals 2023 and proposal for the 2024 fiscal year.

4 REVIEW OF ACTIONS AND PROPOSALS FOR NEW ACTIONS WITH POSITIVE IMPACTS

- a. Environment
- b. Human Resources (People) and Human Rights
- c. Community/Society Participation.
- d. Quality
- e. Commitments of the Organization

5 ACTIVITY REPORT

- a. Table of communication with Interest Groups
- b. Information on good practices
- c. Waste management
- d. Technological facilities.
- e. Support for Social Entities.
- f. Recognitions

1 DIAGNOSIS

This chapter recovers the work carried out during the months of July 2022 to December 2023 by the quality, environment and sustainability team in placing the organization within the SDGs and goals with the greatest positive impact and in raising awareness of the greatest negative impacts.

a SDG ANALYSIS

An analysis of the 17 SDGs and the goals defined for each of them was carried out:



From this analysis, the SDGs in which the Organization had an impact were defined, these being:

SDG 5 Gender Equality.

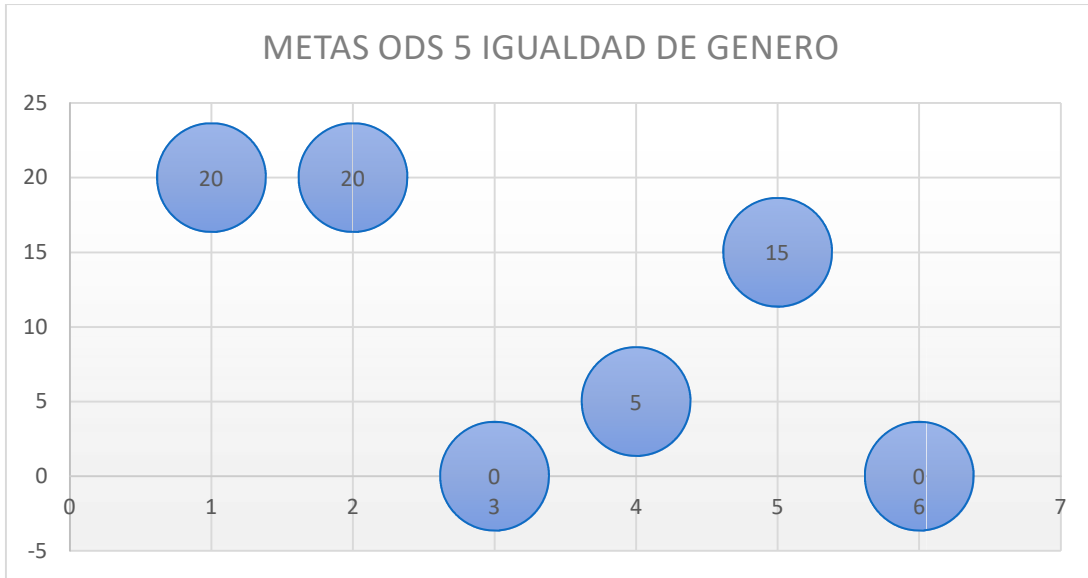
SDG 8 Decent work and economic growth.

SDG 12 Responsible production and consumption

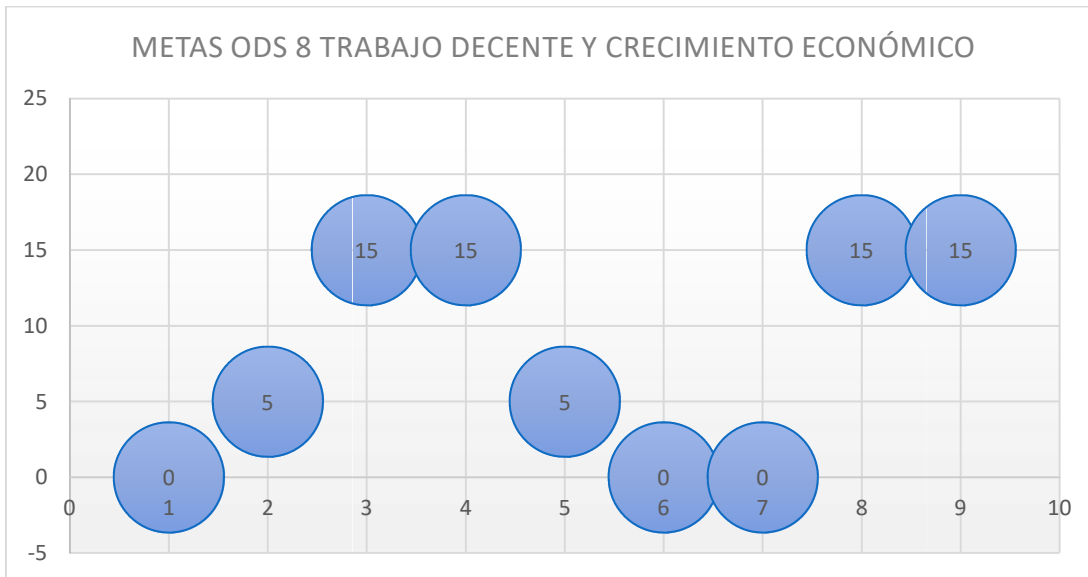
SDG 13 Climate action

b SDG GOAL IMPACT MATRICES

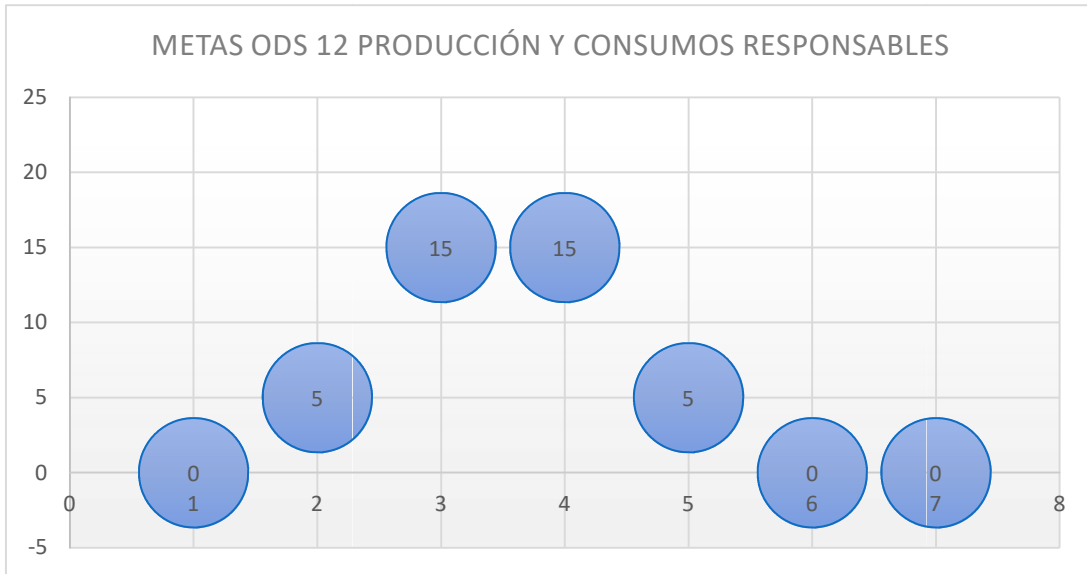
SDG 5 Gender equality



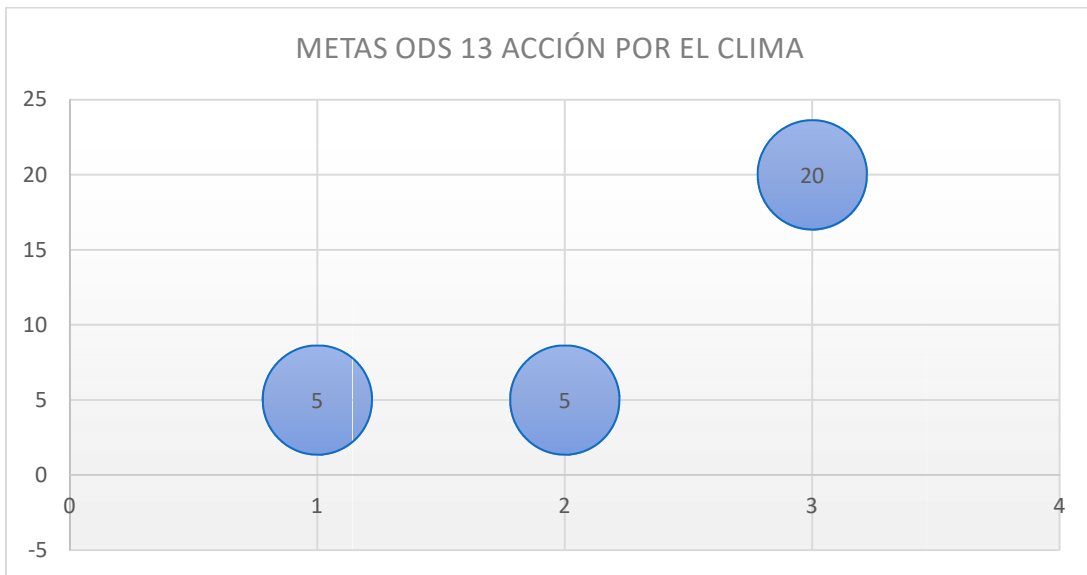
SDG 8 Decent work and economic growth



SDG 12 Responsible consumption and production



SDG 13 Climate Action



As a result of this analysis, the SDG goals with the greatest impact are:

SDG 5:

5.1 End all forms of discrimination against all women and girls everywhere

5.2 Eliminate all forms of violence against all women and girls in the public and private spheres, including trafficking and sexual and other types of exploitation

5.5 Ensure women's full and effective participation and equal opportunities for leadership at all levels of decision-making in political, economic and public life

SDG 8:

8.3 Promote development-oriented policies that support productive activities, the creation of decent jobs, entrepreneurship, creativity and innovation, and encourage the formalization and growth of micro, small and medium-sized enterprises, including through access to financial services.

8.4 Progressively improve, by 2030, global resource-efficient consumption and production and endeavour to decouple economic growth from environmental degradation, in accordance with the 10-Year Framework of Programmes on Sustainable Consumption and Production, starting with developed countries.

8.8 Protect labour rights and promote safe and secure working environments for all workers, including migrant workers, in particular women migrants and those in precarious employment.

8.9 By 2030, develop and implement policies to promote sustainable tourism that creates jobs and promotes local culture and products.

SDG 12 :

12.3 By 2030, halve per capita global food waste at the retail and consumer levels and reduce food losses along production and supply chains, including post-harvest losses.

12.4 By 2020, achieve the environmentally sound management of chemicals and all wastes throughout their life cycle, in accordance with agreed international frameworks, and significantly reduce their release to air, water and soil in order to minimize their adverse impacts on human health and the environment.

SDG 13 :

13.3 Enhance education, awareness-raising and human and institutional capacity for climate change mitigation, adaptation to, impact reduction and early warning.

2 ACTIONS WITH POSITIVE IMPACTS:

To incorporate positive impacts that reduce the gap in compliance with each of the SDGs, different actions of different nature were defined:

Information, awareness and habit change actions.

Training actions.

Technical improvements.

Legal and administrative improvements.

Other actions

a Information, awareness and habit change actions:

Good environmental practices for internal use. Dossier of good environmental conduct for workers. Reduction of energy consumption, reduction of waste, etc.

Good environmental practices for guests. Dossier available to each guest on good environmental conduct. Responsible energy consumption. Responsible water consumption.

Good laundry practices. Correct energy use and reduction of polluting waste.

b Training actions.

CSR, Equality, and Environmental Protection Training

Regular maintenance and training of staff at the start of each season towards energy efficiency, equality, child protection, etc.

c Technical improvements

Efficient water filters and taps in most bathrooms

Water is heated by solar collectors.

Energy-efficient light bulbs in all public areas and most rooms (LED bulbs)

Watering of our gardens is done in the late afternoon to avoid water waste.

All new equipment purchases are checked for energy efficiency

Keys to turn off lights when guests leave the room.

Investment in renewable energy systems. Used fats and oils are collected.

Recycling bins for recycling batteries, plastic, glass, paper.

We make efforts to limit the use of disposable products.

Reuse of paper for internal use.

Bulk orders where possible

We choose returnable bottles filled with water filter and bag at checkout for most drinks

We apply environmental criteria when purchasing cleaning products.

Use of chemicals is limited and where necessary.

Use of local plants in the garden that need less water and are more resistant to the local climate

Minimize the use of chemicals in cleaning.

Daily monitoring of pools to use minimum amount of chemicals and other substances.

Air conditioning: limited hours in apartments from 9 to 1 am; limited hours in buffet from 8 to 10/ 12 to 3:30 pm/ 5:30 to 9 pm; Limited opening hours in the piano bar from 6pm to 11:30pm

Geothermal air conditioning: by capturing sea water, both cold water is produced for the air conditioning of the apartments, restaurant and piano bar, as well as hot water for domestic hot water and the air conditioning of the swimming pools.

New photovoltaic installation: a new photovoltaic installation is currently being carried out for electricity generation with a 149.52 Kwp photovoltaic self-consumption system, which is estimated to generate approximately 15% of the energy needed

d Legal and administrative improvements.

Compliance with the Law on the Prevention of Occupational Hazards

Equality Plan

Review of polluting products to choose others with a lower impact.

e Other measures:

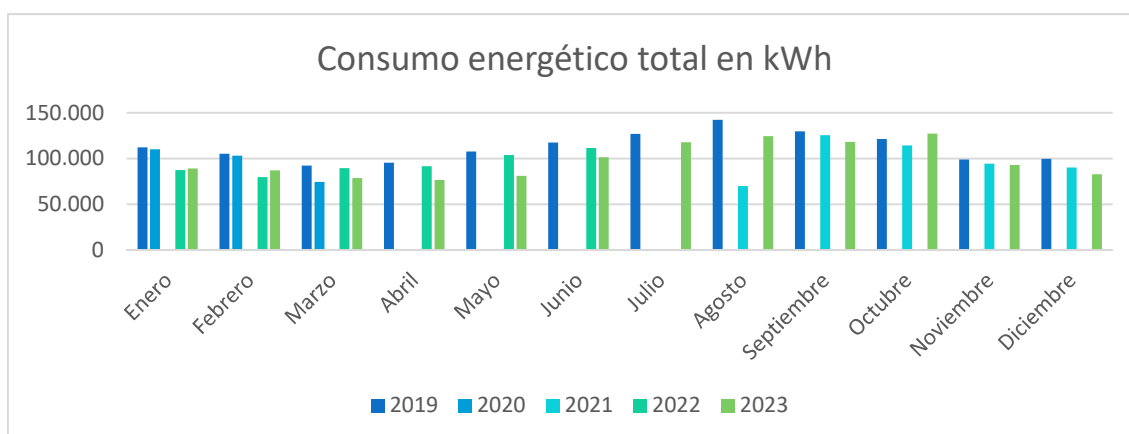
Support for social entities

3 MEASUREMENT AND ANALYSIS:

a Environment

a.1 Electricity consumption-energy control table.

	2019	2020	2021	2022	2023	%
January	112.234	110.000		87409	89.138,00	2%
February	105.278	103.123		79627	86.953,00	9%
March	92.376	74.534		89609	78.608,00	-12%
April	95439			91621	76.617,00	-16%
May	107643			103774	81.150,00	-22%
June	117532			111345	101.508,00	-9%
July	126754				117.874,00	-7%
August	142364		69.894		124.533,00	-13%
September	129732		125.369		118.257,00	-6%
October	121320		114.435		127.342,00	11%
November	98876		94.231		93.024,00	-1%
December	99654		90.048		82.853,00	-8%
total	1349202			1.256.586	1.177.857,00	-6%



Energy consumption analysis:

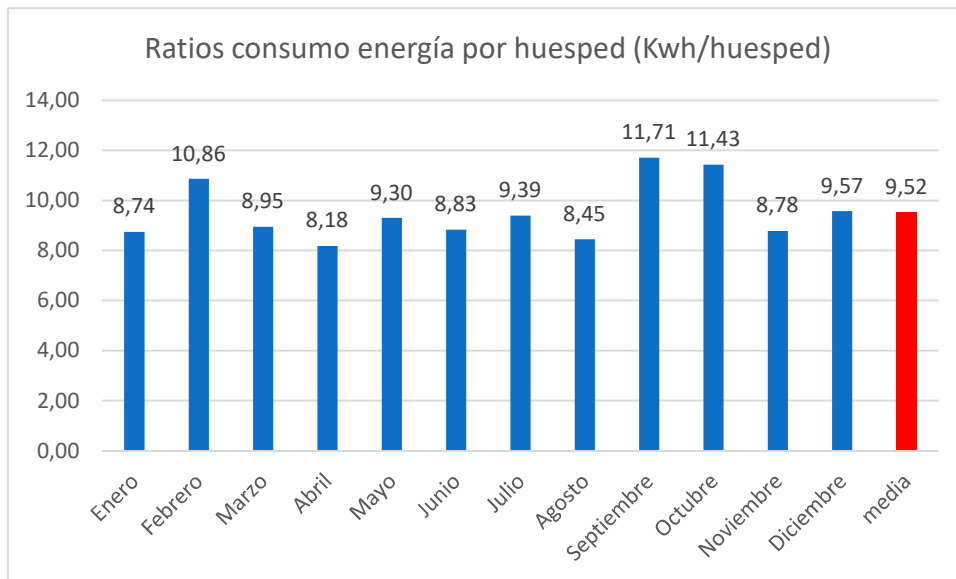
We are pleased to report a 6% average reduction in total energy consumption, as a result of the effort to install energy improvements and raise awareness of responsible consumption among employees and guests.

It is necessary to wait for a full cycle to establish real comparisons since the years 2020 and 2021 are not normal due to the COVID19 pandemic crisis.

A reduction value of 3% had been established for the year 2023. This reduction is easily met up to a 6% decrease

a.2 Table of control of electrical consumption per guest. (Kwh)

	2023
January	8,74
February	10,86
March	8,95
April	8,18
May	9,30
June	8,83
July	9,39
August	8,45
September	11,71
October	11,43
November	8,78
December	9,57
media	9,52

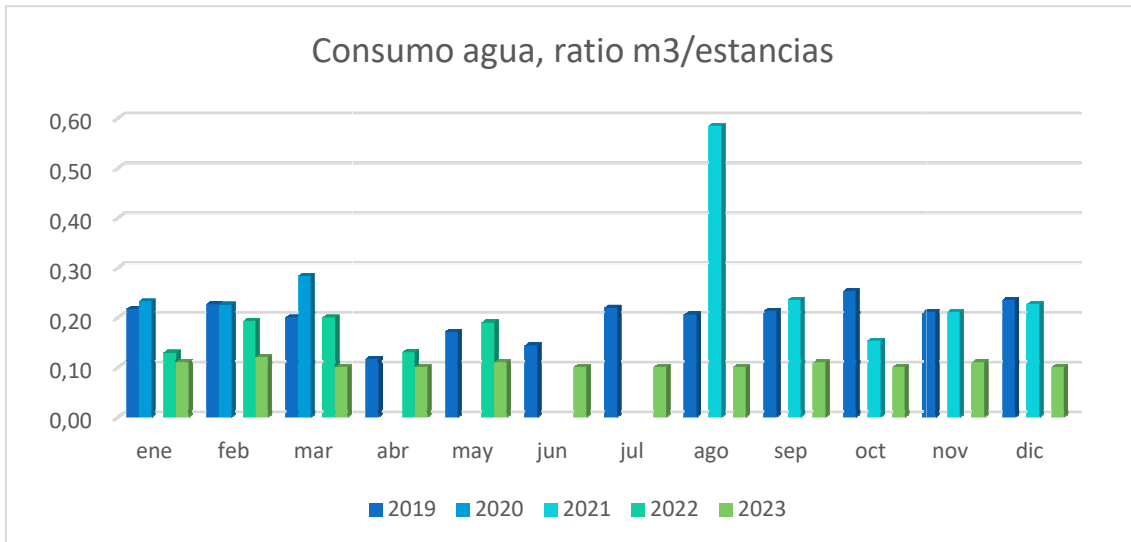


Analysis of electrical consumption control per guest:

This new weighted indicator of consumption per guest is established. A reduction objective/goal of 0.2 Kwh/guest is established.

a.3 Water consumption control table.

	2019	2020	2021	2022	2023	%
ene	0,22	0,23		0,13	0,11	15%
feb	0,23	0,23		0,19	0,12	38%
mar	0,20	0,28		0,20	0,1	50%
abr	0,12			0,13	0,1	23%
may	0,17			0,19	0,11	42%
jun	0,14				0,1	30%
jul	0,22				0,1	54%
ago	0,21		0,58		0,1	83%
sep	0,21		0,24		0,11	53%
oct	0,25		0,15		0,1	35%
nov	0,21		0,21		0,11	48%
dic	0,24		0,23		0,1	56%
total media				2,62	1,26	52%



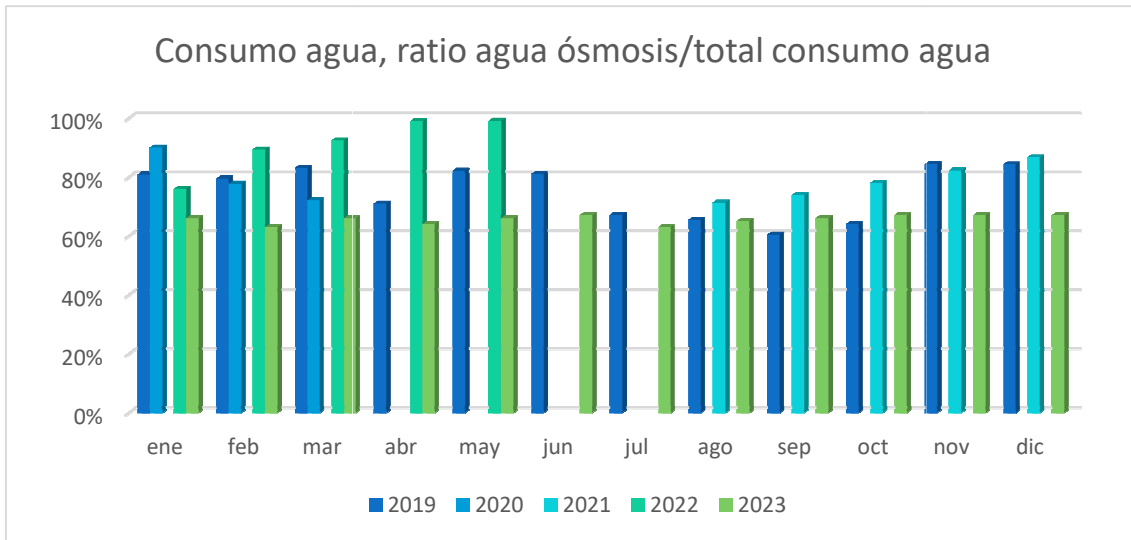
Analysis of water consumption per stay:

Thanks to the measures adopted to control the consumption of water from the local supplier, we are pleased to report that, as of December 31, 2023, we have achieved a reduction of 52% on average compared to previous figures. It is expected that a full year will be available to review the accuracy of the reduction, since in 2023 they are compared with data from several previous years.

A target of an average consumption ratio of 1.25 has been set (7.9% reduction).

a.4 Table of control of water consumption generated by osmosis over the total.

	2019	2020	2021	2022	2023
ene	81%	90%		76%	66%
feb	80%	78%		89%	63%
mar	83%	72%		92%	66%
abr	71%			99%	64%
may	82%			99%	66%
jun	81%				67%
jul	67%				63%
ago	65%		71%		65%
sep	60%		74%		66%
oct	64%		78%		67%
nov	84%		82%		67%
dic	84%		87%		67%



Analysis of water consumption generated by osmosis out of the total:

The average value of generation by osmosis has been 66%, not meeting the defined objective/goal of 92%. This is due to three main circumstances: firstly, not having a complete series of results from an exercise to make a correct comparison, secondly, an incomplete demand for water availability due to partial occupation of the premises and finally due to a daily limitation of seawater collection of 100 m³ established by the competent administration.

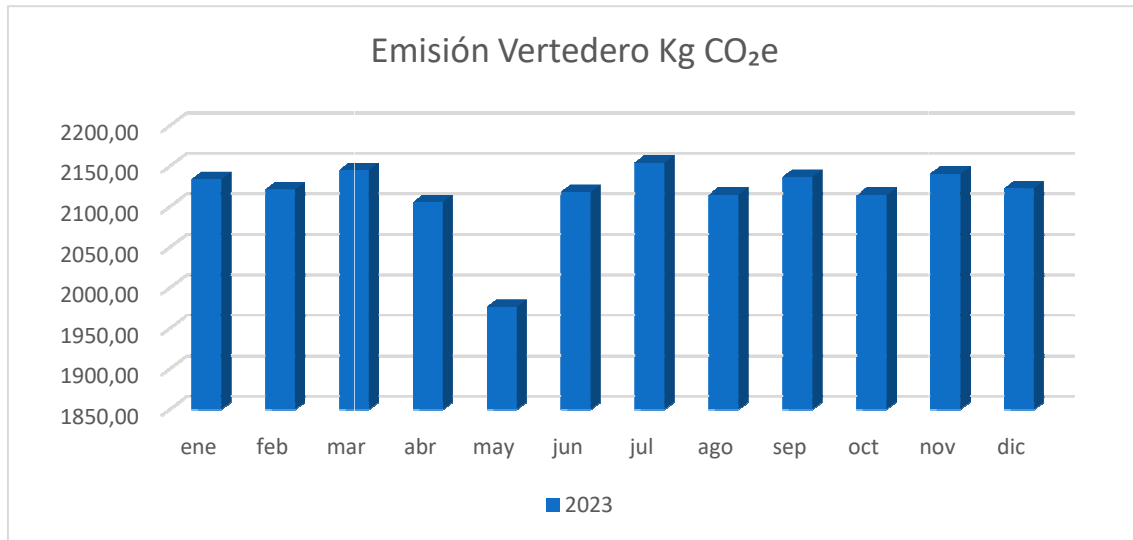
a.5 Table of control of consumption of single-use plastics.

	2023
ene	2695,00
feb	2830,00
mar	2880,00
abr	2990,00
may	2900,00
jun	2610,00
jul	2690,00
ago	2320,00
sep	2820,00
oct	2670,00
nov	2570,00
dic	2960,00
total media	2744,58



a.6 Landfill Emission Control Table Kg CO₂e.

	2023
ene	2133,88
feb	2121,34
mar	2145,17
abr	2105,67
may	1976,54
jun	2118,21
jul	2154,57
ago	2115,08
sep	2136,76
oct	2114,45
nov	2140,78
dic	2122,60
total media	2115,42

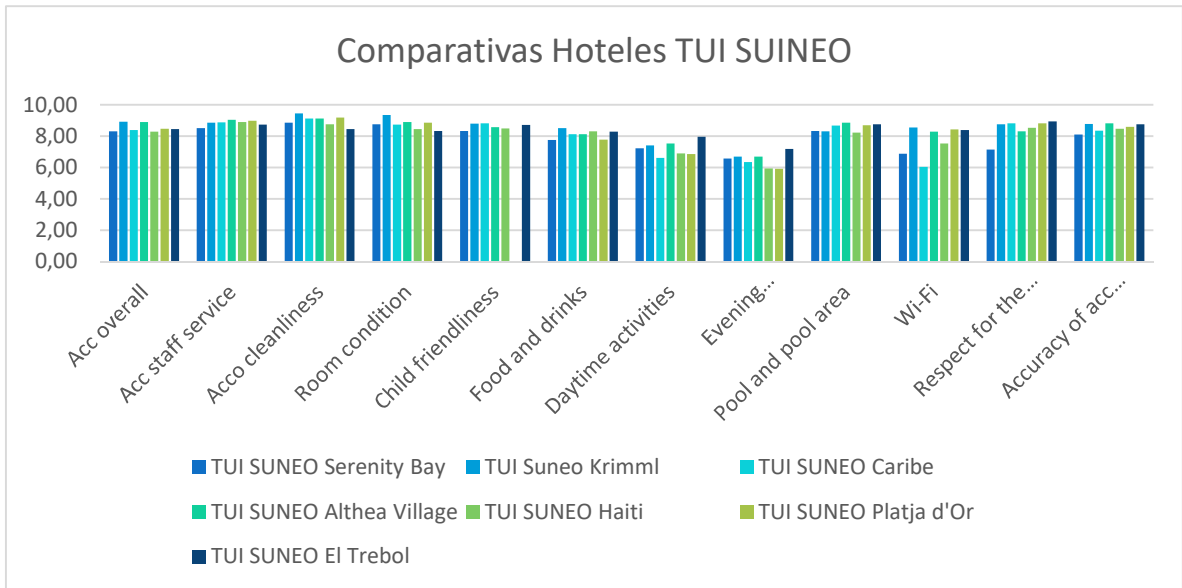


In terms of landfill emissions of kg of CO₂, the hotel has managed to reduce the figure from the beginning of the year by 1% by the end of 2023.

b Quality

Comparative data table

	Acc overall	Acc staff service	Acc cleanliness	Room condition	Child friendliness	Food and drinks	Daytime activities	Evening entertainment	pool	Wi-Fi	Respect for the environment	Accuracy of accommodation
TUI SUNE0 Serenity Bay	8,30	8,52	8,86	8,75	8,32	7,76	7,22	6,57	8,32	6,87	7,15	8,09
TUI Suneo Krimml	8,91	8,87	9,45	9,36	8,81	8,51	7,40	6,69	8,30	8,54	8,76	8,79
TUI SUNE0 Caribe	8,40	8,89	9,12	8,74	8,81	8,12	6,60	6,34	8,67	6,04	8,81	8,35
TUI SUNE0 Althea Village	8,89	9,03	9,12	8,90	8,58	8,13	7,52	6,70	8,85	8,28	8,31	8,83
TUI SUNE0 Haiti	8,29	8,90	8,75	8,44	8,50	8,32	6,90	5,95	8,22	7,53	8,54	8,48
TUI SUNE0 Platja d'Or	8,47	8,99	9,18	8,85		7,77	6,86	5,91	8,70	8,43	8,82	8,58
TUI SUNE0 El Trebol	8,45	8,74	8,46	8,33	8,72	8,30	7,95	7,19	8,75	8,39	8,93	8,75



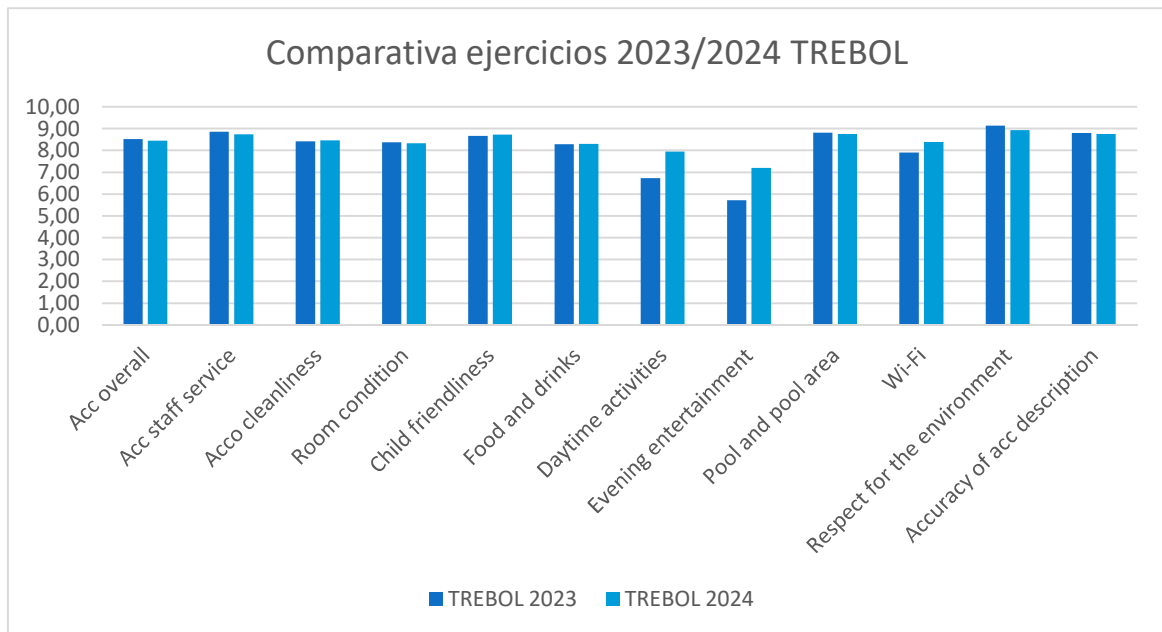
Analysis:

The Organization obtains remarkable scores in many of the items analyzed (Above 8) and is in a remarkable position in the comparisons that can be made with other similar organizations.

There are only two values below 8. In the case of the minimum 7.19 for Evening entertainment, it is ranked as the best score among the hotels compared.

Data table for the year 2023 / 2024

	Acc overall	Acc staff service	Acco cleanliness	Room condition	Child friendliness	Food and drinks	Daytime activities	Evening entertainment	pool	Wi-Fi	Respect for the environment	Accuracy of acc description
TREBOL 2023	8,52	8,86	8,41	8,38	8,67	8,29	6,73	5,71	8,81	7,91	9,14	8,80
TREBOL 2024	8,45	8,74	8,46	8,33	8,72	8,30	7,95	7,19	8,75	8,39	8,93	8,75



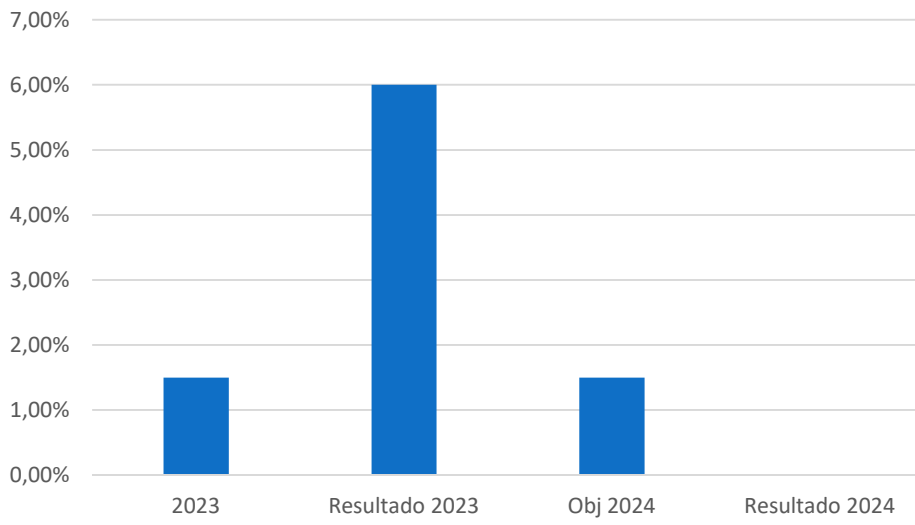
Analysis:

Overall: maintenance of scores, from 8.52 in 2023 to 8.45 in 2024, but significantly improving in the items with the lowest rating in 2023, Evening entertainment from 5.71 in 2023 to 7.19 in 2024 and Daytime activity from 6.73 in 2023 to 7.95 in 2024. The Organisation has worked hard on the areas with the lowest rating in the previous year, largely reversing the results obtained.

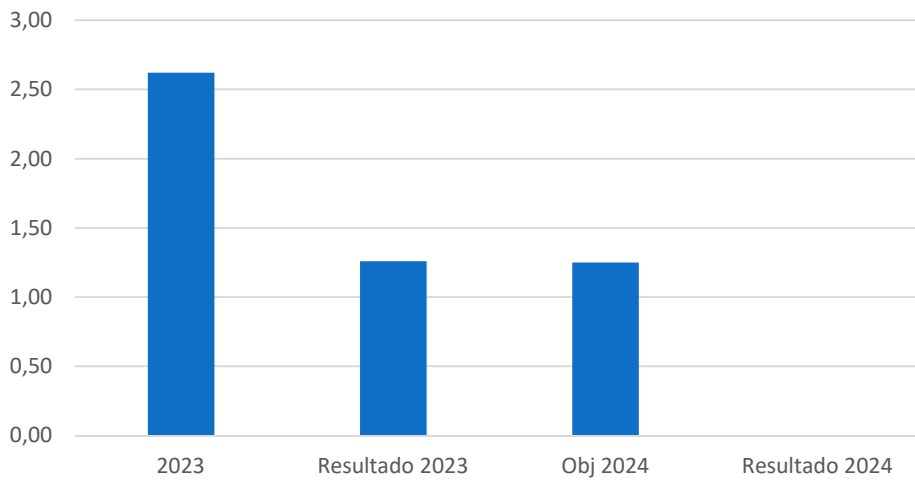
c Control of Objectives/Goals 2023 and proposal for the 2024 financial year

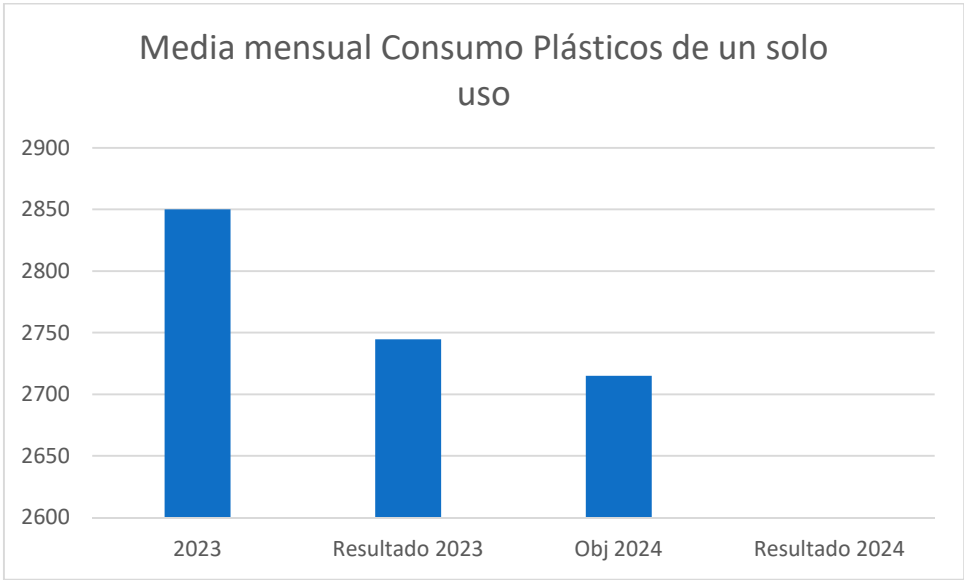
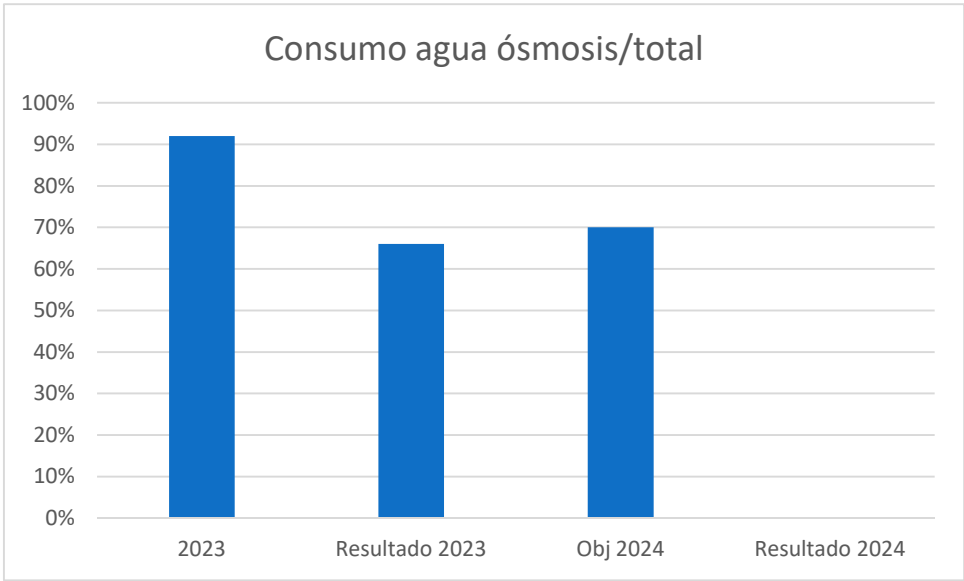
	2023	Resultado 2023	Obj 2024	Resultado 2024
Decrease in electricity consumption	1,50%	6%	1,50%	
Decrease in electricity consumption per guest			0,20	
Water consumption per stay m3	2,62	1,26	1,25	
Osmosis water consumption/total	92%	66%	70%	
Monthly average Single-use plastic consumption	2850	2744,58	2715	
Monthly average Landfill emissions	2145	2115,42	2100	

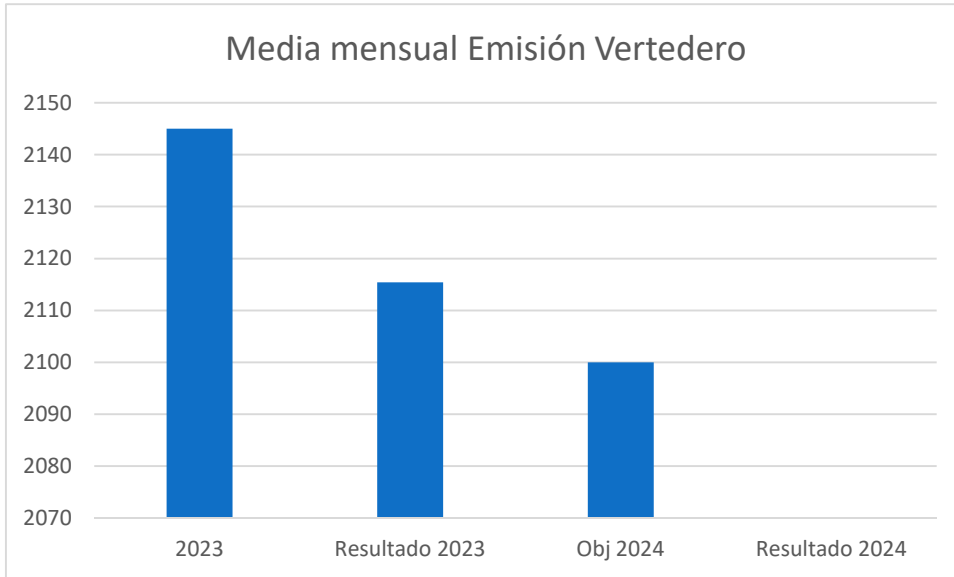
Disminución Consumo electricidad



Consumo agua por estancia m3







Analysis:

All the proposed objectives have been met, except for the ratio of water generated by osmosis to the total consumed. This has been due to three main circumstances: firstly, not having a complete series of results from an exercise to make a correct comparison, secondly, an incomplete demand for water availability due to partial occupation of the site and finally, due to a daily limit of 100 m3 of seawater collection established by the competent administration.

Targets are incorporated into all indicators for the 2024 financial year. In addition, and thanks to the maturity of the system, indicators and objectives/targets have been incorporated

4 REVIEW OF ACTIONS AND PROPOSALS FOR NEW ACTIONS WITH POSITIVE IMPACTS

Once the evolution of the first financial year has been analysed by applying measures that have a positive impact on the different areas of sustainability, the environment, Human Resources and Human Rights, Community Participation/Society and Quality, actions are established to support efforts to improve the impact in the different areas, as well as recommendations to evaluate their long-term implementation.

to Environmental Actions.

Defined Action	Explanation	Vínculo ODS/META
Training and information on good environmental practices for workers	Incorporation of good practices into already established improvements as well as reminder of these	8.4/12.3/12.4/13.3
Actions with a positive environmental impact,		8.4/12.3/12.4/13.3

collecting rubbish on the beach, planting plants in gardens, etc., for both staff and guests.		
Generation of a dossier of good environmental practices for guests		8.4/12.3/12.4/13.3

Acción definida	Explicación	Vínculo ODS/META
Training and information on equality	Regulations, harassment protocol, etc.	5.1/5.5/8.9
Incorporation of a catalogue of social benefits	Definition of “improved conditions” in services and products for workers	5.1/5.5/8.9
Incorporation and compliance with the actions of the equality plan		5.1/5.5/8.9
Blind CV incorporation		5.1/5.5/8.9

Recommendations:

Incorporation of measurements and ratios into the performance dashboard in this area, such as, for example, training carried out in equality, number of social benefits received, etc.

Incorporation of remuneration by objectives.

Establish a professional career protocol.

Systematic incorporation of people with disabilities.

Adaptation of the language used in documentation to inclusive language.

c Citizen participation/Society.

Defined Action	Explanation	Vínculo ODS/META
Encourage the participation of workers and guests in social organizations		8.9
Prioritizing consumption of local products and local suppliers		8.9

Recommendations:

Support for inclusive sports teams, groups requiring special protection, women, etc.

Incorporation of measurements and ratios into the performance dashboard in this area, such as contributions to social organizations, etc.

d Quality.

Defined Action	Explanation	Vínculo ODS/META
Systematize the collection of customer perceptions	Incorporate a satisfaction survey	

Recommendations:

Incorporation of measurements and ratios to the performance dashboard in this area, such as overall satisfaction, etc.

E Commitments of the Organization.

Reduce energy, water and waste consumption. Establishing indicators with objectives/goals to be achieved by the activities established in these sections. (Activities in points 2.a, 2.b and 2.c, Information, Training and Technological Improvements)

Protect biodiversity, reducing pollution thanks to the activities established to reduce impacts on consumption, as well as on the generation of waste. (Activities in points 2.a, 2.b and 2.c, Information, Training and Technological Improvements)

Protect human rights, children's rights, equality and Social Responsibility of the Organization. An Equality Plan registered with the competent Public Entity has been implemented and is mandatory, as well as other actions defined above. (Activities in point 2.b, Training and support for Social Entities)

Supporting the well-being of children. We do not tolerate any form of child exploitation or abuse. Guests and employees are given information on how to act if they are concerned about the well-being of a child.

Animamos a nuestros valiosos huéspedes, empleados y visitantes a que nos apoyen siguiendo los recordatorios que hemos distribuido por todo el hotel sobre el ahorro de agua y energía, además de reducir al mínimo los residuos.

5 REVIEW OF ACTIONS AND PROPOSALS FOR NEW ACTIONS WITH POSITIVE IMPACTS

a Table of communications with Stakeholders

INTEREST GROUP	TYPE OF COMMUNICATION	RESPONSIBLE	PERIODICITY
GUESTS	INFORMATION ON ENVIRONMENTAL IMPACTS AND CONSUMPTION REDUCTION	RECEPCIÓN	Upon arrival of each guest
GUESTS	SUSTAINABILITY REPORT	RECEPCIÓN	Continuous (Available at Reception)
GUESTS	SUSTAINABILITY REPORT	DIRECCIÓN	Continuous (Web)
PEOPLE	INFORMATION ON ENVIRONMENTAL IMPACTS AND CONSUMPTION REDUCTION	DIRECCIÓN	Continuous (Internal Communication Board)
PEOPLE	SUSTAINABILITY REPORT	DIRECCIÓN	Continuous (Web)
PEOPLE	SUSTAINABILITY REPORT	DIRECCIÓN	Continuous (Internal Communication Board)
PEOPLE	SUSTAINABILITY AND CSR TRAINING	DIRECCIÓN	Annual (Training Plan)
SUPPLIERS/ ALLIES	SUSTAINABILITY REPORT	DIRECCIÓN	Continuous (Web)
SOCIETY	SUSTAINABILITY REPORT	DIRECCIÓN	Continuous (Web)

b Good practice information

El Trebol Information

Maid Service

- Rooms are cleaned 5 days per week (every days except Wednesdays and Saturdays)
- Your towels will be changed every 3rd day
- Your bedding will be changed once a week

(Your TUI rep or reception will assist with any of your additional needs).

Wi-Fi

Here at the ~~Sunclub~~ El TREBOL we grant our customers with free wi-fi at the reception and around the open areas of the resort.

Network: Apartamentos Trebol
PASSWORD: trebol2018

The Restaurant

We offer an international style buffet to cater for our guests from all nations. We have a range of different theme nights every day of the week (*):

Monday: Mexican
Tuesday: Moroccan
Wednesday: ~~Canarian~~
Thursday: Italian
Friday: Chinese
Saturday: International
Sunday: Sunday Roast

(*) Subject to change

Equipment Hire

Kettle: 5€*
TV control: 10€*

*For these items it is a returnable deposit at the end of your stay

Iron with ironing board: 7€ 1day, 15€ 3days or 20€ 1 week
Push chair: 7€ p/d or 20€ p/w
Baby bath: 10€ p/w

We also have sports equipment for hire for a 5€ returnable deposit: ~~table tennis, tennis, french bowls,~~ football and mini golf.

If you require a wheelchair or any other mobility items please see your TUI rep or reception who will organize this for you.

Hotel Check-Out

Our standard ~~check~~ out time is 12pm

If you have pre-booked a late checkout your checkout will be at 6pm

~~Unfortunately~~ we cannot offer any more late checkouts here in resort.

We can offer a courtesy room for 30min per apartment on the day of your departure. Please organize this 1 day before your departure.

Your ~~all inclusive~~ wristbands allow you to use all facilities until your pickup time.

Recommended actions to our guests during their stay in Apartamentos HSA THE TREBOL:

- Respect our towel reuse program in order to save water, energy and chemical products.
- Do not leave lights, electrical/electronic devices on when they are not in use/required.
- Keep all doors and windows closed when the air conditioning is on.
- Use the recycling containers which can be found in the "clean points" in Aptos. HSA THE TREBOL. These containers are available for paper, plastic, glass and cans.

Av. de las Palmeras, 10, 35508 Costa Teguise, LANZAROTE

TEL: 0034-928-590-265 ~~www.trebol.com~~ Email: info@apartamentostrebol.com

“Good practices for guests”



¡Apostamos por el verde!

Estimado trabajador,



Para cumplir con nuestros objetivos de ofrecer menús cada vez más saludables a nuestros clientes, hemos emprendido las siguientes acciones:

- Reducción de la adición de sal en un 35%
- Eliminación de la utilización del aceite de palma
- Reducción del uso de glutamato en un 70%
- Aumento significativo del cocinado en horno, en detrimento del uso de freidoras con aceite
- Aumento de la oferta en verdura fresca y fruta
- Aumento de la cantidad de verduras utilizadas en los platos
- Sopa o crema elaborada cada día con vegetales

Tanto en el buffet como en el bar piscina se ha dispuesto cartelería sugiriendo combinaciones saludables.



“Healthy menus”



“Good energy saving practices for guests”



“Good practices for saving energy for people”



“Good practices for saving water for people”



b Waste management



AENOR
Confía



Certificado del Sistema de Gestión Ambiental



GA-2006/0180

AENOR certifica que la organización

MARTÍNEZ CANO CANARIAS, S.A.

dispone de un sistema de gestión ambiental conforme con la Norma ISO 14001:2015

para las actividades: Recogida, transporte, clasificación, trituración, compactación y almacenamiento de papel, cartón, plástico, envases de plástico, envases mezclados, residuos de plástico (excepto embalajes) y textil, recogida selectiva y transporte de RSU y asimilables a urbanos y recogida, transporte y entrega de subproductos SANDACH, con el código de gestor GRNP-016-IC.
La recogida y transporte de residuos MARPOL del Anexo V.

que se realiza/n en: AUTOPISTA LAS PALMAS GANDO KM. 17, P. I. EL GORO S.U.S.O SILVA 10.A PARCELAS 5 Y 6, CALLES 1 Y 7. 35200 - TELDE (LAS PALMAS)
PI VALLE DE GUIMAR MANZANA XIII, PARCELA 5A-5B, 19A-19B. 38509 - CANDELARIA (S.C. DE TENERIFE)

Fecha de primera emisión: 2006-05-31
Fecha de última emisión: 2021-05-31
Fecha de expiración: 2024-05-31



AENOR INTERNACIONAL S.A.U
Génova, 6. 28004 Madrid. España
Tel. 91 432 60 00.- www.aenor.com



Rafael GARCÍA MEIRO
Director General



“Environmental management system of the main waste collection partner”

c Technological facilities.

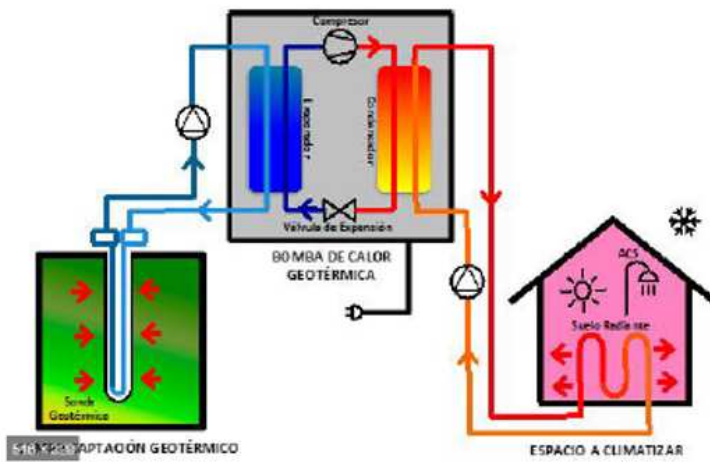


Ilustración 5 - Bomba de calor geotérmica en régimen de calefacción [5]

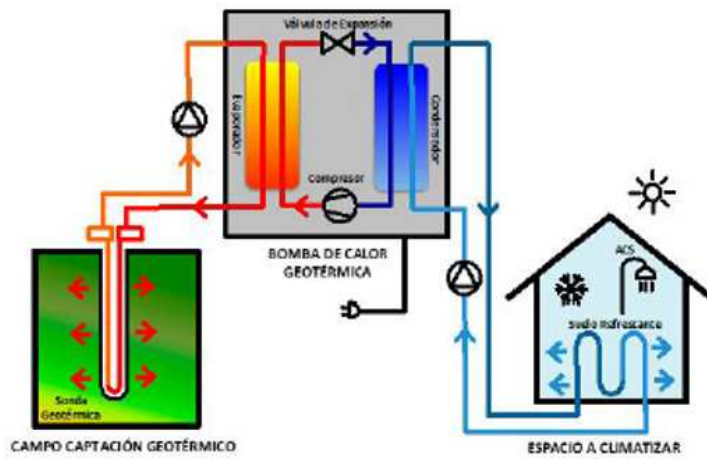





Ilustración 6 - Bomba de calor geotérmica en régimen de refrigeración [5]

“Geothermal system”

PLANO DE DISTRIBUCIÓN GENERAL



EQUIPOS INSTALADOS

ED	10/03/2022	Primera revisión	CARLOS PEREZ	ALFREDO SANCHEZ
Rev.	Fecha	Descripción	Designed	Checked
Project	INSTALACIÓN FOTOVOLTAICA AUTOCONSUMO 120KW CONECTADO A RED APARTAMENTOS EL TREBOL		Country	ESPAÑA
Title	PLANO DISTRIBUCIÓN GENERAL 01	Code	LEGA-002-PL	Location
Engineering	MULTISISTEMAS E2	Client	CORPORINMOBILS.L.	Coordinates
				13.003871 -13.4883053
			Scale	Page size
			S/E	A1
				Page num.
				3/1

“Solar energy system”

d Support for Social Entities.



CIF: G35501956
C/ Escotilla 27
35500 Arrecife, Lanzarote
Tel. 699341784
acogida_calorycafe@hotmail.com

Dña. Ana M^a Rodríguez Arango, 71.846.800K, Presidenta de la Asociación Acogida y Prevención de Riesgo "CALOR Y CAFÉ", G35501956, C/ Escotilla nº 27 en Arrecife de Lanzarote y con NCI: G1/51/5532-97/L

CERTIFICA:

Que el 12.03.2024 Apartamentos El Trebol ha colaborado con la Asociación Acogida y Prevención de Riesgos CALOR y CAFÉ, mediante la donación de mantas, toallas y artículos textiles usados pero en buen estado, con destino a los fines sociales llevados a cabo por dicha asociación.

Que la Asociación Acogida y Prevención de Riesgos CALOR y CAFÉ se encuentra inscrita en el Registro de Asoc. Canarias con NCI G1/51/5532-97/L.

Y para que así conste y sirva de justificante a los efectos correspondientes, expido el presente en Arrecife de Lanzarote a 16 de marzo 2024.

.

La Presidenta

71846800K
ANA MARIA
RODRIGUEZ (R:
G35501956)

Firmado digitalmente
por 71846800K ANA
MARIA RODRIGUEZ
(R: G35501956)
Fecha: 2024.03.16
17:29:30 Z

Fdo: Ana M^a Rodríguez Arango

"Letter of thanks from social organization"



Tahiche a 08 de Marzo de 2024

Para: Administración
Aptos. El Trebol
Aptos. Ficus

De: Asociación Protectora de Animales y Plantas Sara
C.I.F.: G-35.223.833
Ctra. Tahiche a San Bartolomé s/n
C.P. 35.509 Tahiche

RECIBO POR DONATIVO A LA PROTECTORA DE ANIMALES Y PLANTAS SARA

El colaborador arriba citado ha entregado como donativo el presente año 2024,
mantas y toallas a la Asociación Protectora de Animales y Plantas Sara.

Gracias por su colaboración y nos gustaría continuar con su apoyo en el futuro.

Saludos cordiales
Junta Directiva de Sara

“Letter of thanks from social organization”

e Acknowledgements



“Travelife Gold Recognition”

This report was prepared in Lanzarote on June 1, 2024 by:


Quality, Environment and Sustainability Team, Apartamentos El Trebol Organization, made up of:

Alejandro González Piedras, Director

Manuel Caamaño León, Jefe de Administración

Nayra Cruz Suárez, Administración

External consulting support Vicente de Diego Pérez, EFQM Lead Manager, ISO9001 and ISO14001 auditor, GRI report evaluator, expert in process management and business strategy.



Firmado:

Alejandro Gonzalez Piedras
Director

CORPORINMOBIL, S.L.
Aptos. TREBOL
NIF: B-79427613
35509 - COSTA TEGUISE